

Milford KiwiSaver Plan

KiwiSaver Moderate Fund

Monthly Fact Sheet as at 31 August 2024



Portfolio Managers



Mark Riggall
Portfolio Manager



Paul Morris
Co-Portfolio Manager

The Fund returned 0.3% in August, bringing the one year return to 10.9%. The last 12 months have seen strong tailwinds for the moderate strategy, with significant positive performance from bonds and shares.

In August, it was the bond portion of the Fund that performed well, whilst shares were volatile. With the inflation issue now largely resolved, market pricing now expects interest rates to fall, whilst also expecting economic growth to remain robust enough to support solid earnings growth. This leaves both bonds and broad shares somewhat elevated in valuation vs. the outlook.

The challenge is to invest for positive returns whilst avoiding losses in either shares and bonds (or both). We are meeting this challenge in two ways. Firstly, we are still finding some value in parts of the share markets, most notably the UK, as well as in global and local infrastructure companies. Secondly, we can be nimble in dialling up and down exposure to various asset classes according to pricing and the outlook. Currently, the Fund has reduced exposure to bonds, as we think fears around global economic growth are overblown. The Fund remains fully exposed to shares but the mix is shifting as per above.

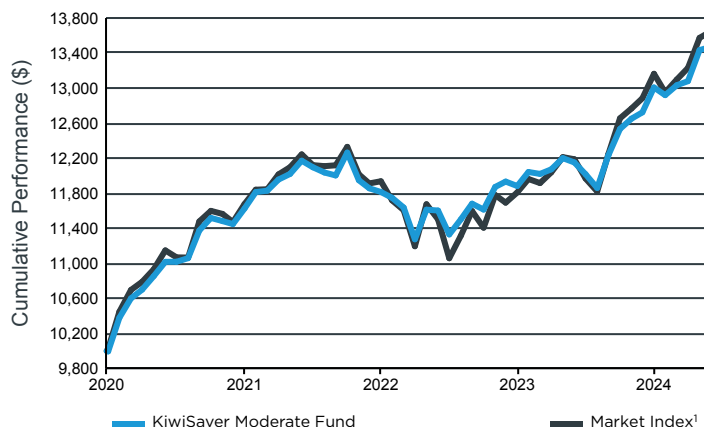
In currencies, last month saw a sharp rally in the NZ dollar. We think this has been overdone and so the Fund is increasing its exposure to foreign currencies accordingly.

To view Milford's August 2024 Market and Economic Review please see milfordasset.com/insights.

For previous fund reports see milfordasset.com/fund-reports.

Cumulative Fund Performance

(after fees and before tax)



Assumes the growth of \$10,000 invested at the Fund's inception date.

Key Fund Facts

Objective²	To provide moderate returns and capital growth over the minimum recommended investment timeframe
Description	Diversified fund that primarily invests in fixed interest securities, with a significant allocation to equities

Minimum recommended investment timeframe	4 years +
Target Allocation	60% Income Assets / 40% Growth Assets
Neutral FX Exposure	6.0%
Net Asset Value (NAV)	\$183.8 M
Buy-sell Spread	None - swing pricing applies (See PDS for details)
Inception Date	27 March 2020
Benchmark	Not applicable
Base Fund Fee³	0.95%
Performance Fee	The Fund may invest into related Milford funds that charge performance fees.
Total Fund Fees⁴	0.96% (includes an est. performance fee)

	Lower risk	Higher risk
Risk Indicator	1 2 3 4 5 6 7	
	Potentially lower returns	Potentially higher returns

KiwiSaver Moderate Fund as at 31 August 2024

Investment Performance after fees as at 31 August 2024⁵

Unit Price: \$1.3399

	1 Month	3 Months	1 year	3 years (p.a.)	5 years (p.a.)	Since inception (p.a.)
Milford KiwiSaver Moderate Fund (Gross Of Tax)	0.28%	3.37%	10.86%	3.44%	-	6.95%
After Tax 10.50%	0.21%	3.12%	10.11%	3.16%	-	6.63%
After Tax 17.50%	0.17%	2.96%	9.60%	2.98%	-	6.41%
After Tax 28.00%	0.10%	2.71%	8.85%	2.70%	-	6.08%
Market Index ¹	0.56%	4.21%	11.99%	3.69%	-	7.27%

Top Equity Holdings

Holdings	% of Fund
Contact Energy	1.35%
Coca-Cola Europacific Partners	1.02%
Shell	0.99%
Microsoft	0.99%
CRH	0.94%
Telstra	0.91%
Infratil	0.90%
HCA Holdings	0.85%
Spark	0.85%
Elevance Health	0.74%

Current Asset Allocation

	Actual Investment Mix	Neutral Investment Mix
Effective Cash #	14.29%	9%
New Zealand Fixed Interest	15.50%	15%
International Fixed Interest	29.44%	36.0%
New Zealand Equities	4.97%	6%
Australian Equities	7.99%	9%
International Equities	23.05%	19%
Listed Property	3.57%	6%
Other	1.19%	0.0%

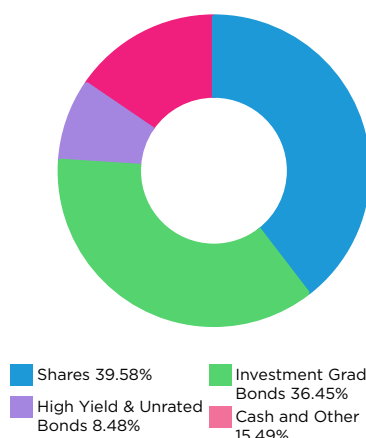
The actual cash held by the Fund is 11.76%. Effective Cash reported above is adjusted to reflect the Fund's notional positions (e.g. derivatives used to increase or reduce market exposure).

Top Fixed Interest Holdings

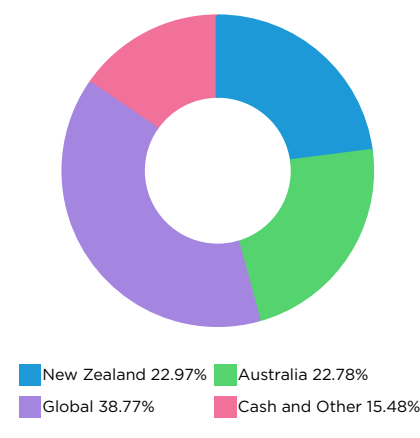
Holdings	% of Fund
NZGBI 2% 2025	1.35%
NZLGFA 4.5% 2030	1.16%
Westpac 5.1% 2029	0.85%
NZLGFA 1.5% 2026	0.69%
Housing NZ 3.42% 2028	0.66%
NZLGFA 1.5% 2029	0.63%
Origin Energy 2.65% 2027	0.63%
GTA Finance 2.2% 2027	0.60%
Contact 6.398% 2030	0.57%
Scentre Group 5.125% 2080	0.51%

Note: Fixed interest securities are reported in the following format: Issuer name, interest (coupon rate), maturity year.

Fund Portfolio Mix



Region Exposure



PROVIDER OF THE YEAR
KIWISAVER 2020 - 2023



OUTSTANDING VALUE
KIWISAVER SCHEME 2020 - 2023

1. The Fund does not have a performance benchmark, hence a market index has been included for comparison purposes. See the Statement of Investment Policy and Objectives for more details on the market index. The market index is a blend of indices that represent the Fund's neutral asset allocation. Note the Fund's investment strategy is designed to achieve its objective, which may mean that at times, the returns of the market index may not be an appropriate measure. 2. After the Base Fund Fee but before tax and before the performance fee. 3. Where applicable, the Base Fund Fee includes an estimate of non-related underlying fund charges. 4. The Total Fund Fees comprise the Base Fund Fee and any estimated Performance Fee. Please refer to the Product Disclosure Statement for more information as to how these are calculated. 5. Please note past performance is not a guarantee of future returns.

Please refer to the 'Glossary for the Monthly Fact Sheet' at milfordasset.com/fact-sheet-ks for more information about the data published within this document.

Disclaimer: The Milford Fund Fact Sheet has been prepared by Milford Funds Limited. It is based on information believed to be accurate and reliable although no guarantee can be given that this is the case. No reproduction of any material either in part or in full is permitted without prior permission. For more information about the Fund, please refer to the Production Disclosure Statement or the latest Quarterly Fund Update.